

THE COST OF ALCOHOL IN WEST LoTHIAN 2010/11

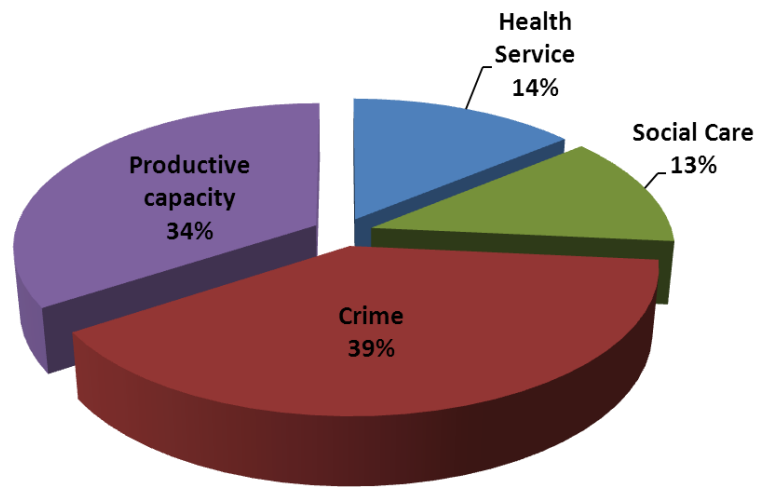


In 2010 the Scottish government produced 'The Societal Cost of Alcohol Misuse in Scotland for 2007' which estimated a central cost of £3.6bn. This national methodology has been applied to local data to provide estimates of the cost of alcohol-related harm at a local authority area level.

This factsheet provides a summary of the estimated cost of alcohol-related harm to West Lothian. For breakdowns of social care and productive capacity costs, and for further details of health and crime costs, please see Alcohol Focus Scotland website: www.alcohol-focus-scotland.org.uk/licensing

WEST LoTHIAN - COST OF ALCOHOL HARM BREAKDOWN

HEALTH SERVICE:	£8.45m
SOCIAL CARE:	£7.48m
CRIME:	£23.65m
PRODUCTIVE CAPACITY:	£20.57m
TOTAL COST:	£60.15m



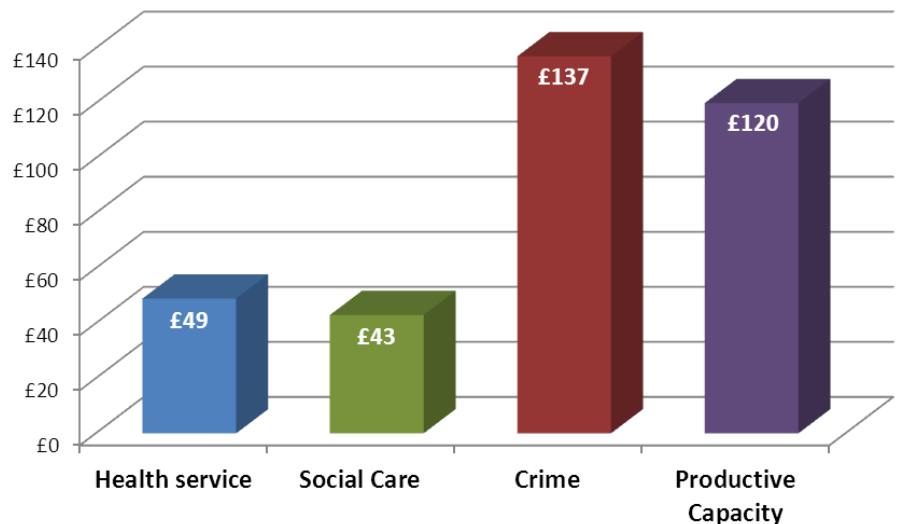
The above total cost does not include wider social costs that estimate the value of non-paid work and intangible social costs associated with people who experience premature mortality from alcohol-related diseases. As these costs are hard to estimate accurately they have been excluded from the overall total, but are believed to be somewhere in the range of £23.62m-£43.61m for West Lothian.

WEST LoTHIAN - COST OF ALCOHOL HARM PER PERSON

OVERALL COST PER HEAD:

WEST LoTHIAN: £349

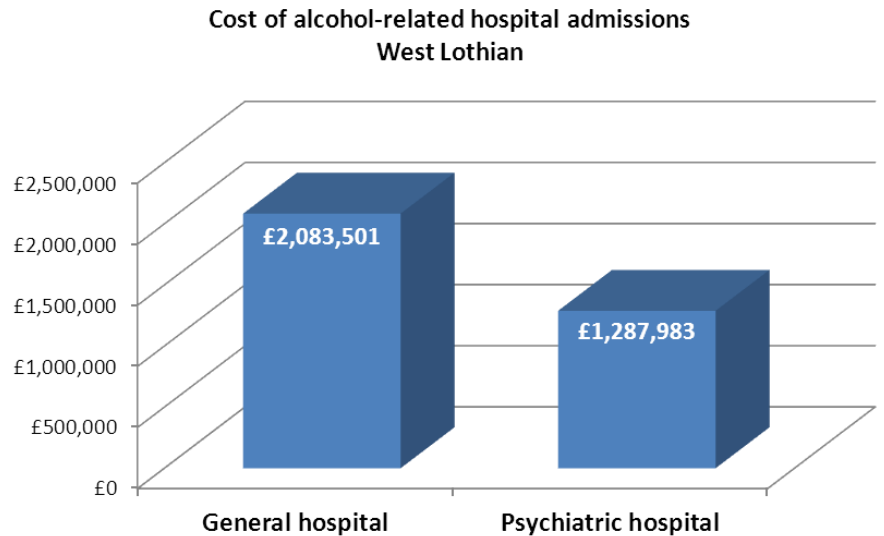
The overall cost per head shown above is not inclusive of wider social costs as described above. Including these costs increases the local authority area cost per head to £545 in 2010/11.



HEALTH SERVICE COSTS

Health service costs in West Lothian include hospital admissions, A&E attendances, ambulance journeys, outpatient attendances, alcohol services, prescription costs and GP consultations.

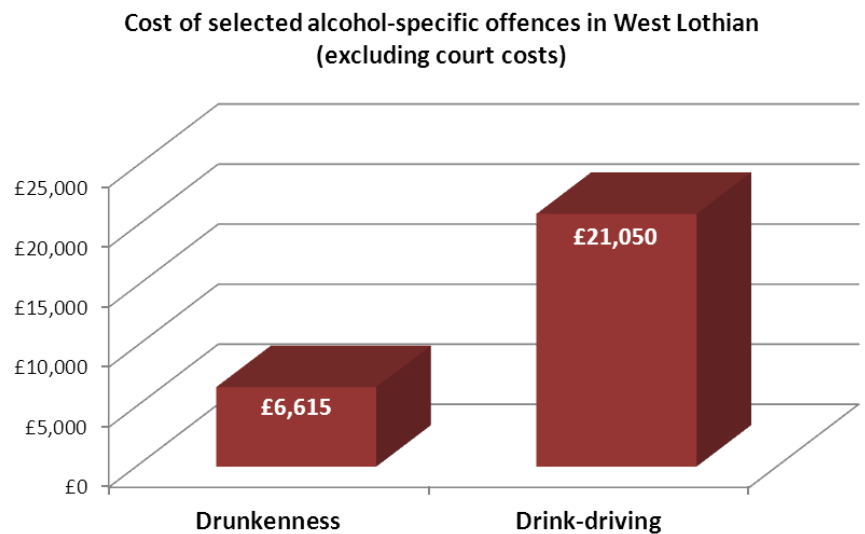
The highest single health cost in West Lothian is related to hospital admissions.



CRIME COSTS

Crime costs in West Lothian include alcohol-specific offences such as drink-driving and drunkenness.

It also includes offences where alcohol is recognised as being a contributory factor, such as breach of the peace and violence.



OTHER COSTS

Social Care costs are calculated based on the estimated level of social work caseload due to problem alcohol use, community service orders and probation orders related to alcohol, and care home expenditure for people with alcohol addictions. **Productive capacity** costs cover the estimated cost of alcohol use to the economy in the form of presenteeism (being present at work, but performance negatively affected by alcohol consumption), absenteeism, unemployment and premature mortality.